



"Quality - the standard of something as measured against other things of a similar kind; the degree of excellence of something."

We at Tudor Door Company have for decades successfully served an international market with doors and doorsets of the highest quality. The never-ending pursuit of excellence demands we utilise our years of experience and combine this with the latest technology. This integration is what ensures each and every door we manufacture arrives with you the customer as an exemplary product.

We are constantly developing new, innovative ways to improve and advance our products and services in both design and manufacture with one singular aim - Quality.



CORE VALUE

VISION & MISSION

Excelling in quality, productivity and efficiency.

TEAMWORK

Working closely with our customers from start to finish.



INTEGRITY

Embodying honesty and trustworthiness.



COMMITMENT

A willingness to give our energy, time and talents to the successful completion of all undertakings



IMPROVEMENT

Growing our product quality.

SUSTAINABILITY

Embracing a commitment to environmentally sustainable production.



EXCELLENCE

Offering our customers the highest quality products.



NATURA

Beautiful real wood veneer.

WELCOME TO THE FAMILY

ALPINE

Perfectly consistent engineered veneer.



LACQUE

Exquisite high quality protected coloured finish.

FOLIE

Exceptional innovative foil technology in both wood and colours.

LAMI

A hygienic solution in wood and colours.

PANEL

Traditional moulded panels provide that depth and tactile nature.



R&F

Classic Edwardian & Georgian elegance, timeless beauty.

CLASSIC

Simple without compromising quality Primed, Oak or Plywood.





The image shows a rustic interior space with a prominent wooden beam ceiling. The beams are made of dark, weathered wood and are arranged in a complex, intersecting pattern. In the background, a sofa is constructed from wooden pallets, covered with a dark blue cushion and several pillows. A small table, also made of pallets, sits in front of the sofa. Three large, white, cylindrical pendant lights hang from the ceiling. The floor is made of light-colored wooden planks. A large, patterned rug is partially visible in the foreground. The overall aesthetic is warm and natural, emphasizing the texture and grain of the wood.

Natura Crown Door

Emphasising the stunning arching curvature of timber crowns to produce strong grain pattern.

An A`Grade real wood crown veneer.

Lacquered with a satin finish to enhance the wood`s natural beauty.



Natura V Crown

Natural crown wood veneer set vertically
Luxury satin lacquer finish

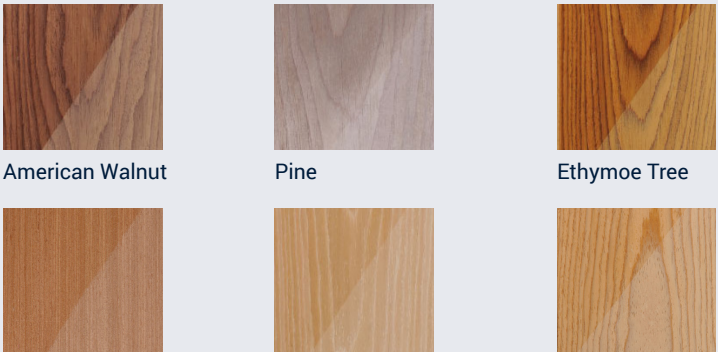
- Reel wood veneer
- Stunning natural look
- FD30 fire rating
- FD60 and non fire rated available
- Hardwood lipping available
- Available in all standard metric & imperial sizes
- Glazed options available
- Custom sizes available on request
- See Pages 45-47 for Doorset options




FireAcousticMobilityCustomize10 yearsThermalSecurityBS




American Walnut American Oak



American Walnut Pine Ethymoe Tree




Iroko Tree American Oak Red Oak




American Walnut




American Oak



American Walnut




Pine



Ethymoe Tree



Iroko Tree



American Oak



Red Oak

Natura H Crown

Natural crown wood veneer set horizontally
Luxury satin lacquer finish

- Reel wood veneer
- Stunning natural look
- FD30 fire rating
- FD60 and non fire rated available
- Hardwood lipping available
- Available in all standard metric & imperial sizes
- Glazed options available
- Custom sizes available on request
- See Pages 45-47 for Doorset options







Natura CD Crown

Natural crown wood veneer allowing you to combine vertical and horizontal configurations to produce a visual showpiece.
Luxury satin lacquer finish


- Reel wood veneer
- Stunning natural look
- FD30 fire rating
- FD60 and non fire rated available
- Hardwood lipping available
- Available in all standard metric & imperial sizes
- Glazed options available
- Custom sizes available on request
- See Pages 45-47 for Doorset options




American Walnut




American Oak




American Walnut




Pine




Ethymoe Tree




Iroko Tree




American Oak




Red Oak




American Walnut




American Oak




American Walnut




Pine



Ethymoe Tree



Iroko Tree



American Oak



Red Oak

Natura Mill Crown

Natural crown wood veneer grooved to add depth and composition to your design.
Luxury satin lacquer finish

- Reel wood veneer
- Stunning natural look
- FD30 fire rating
- FD60 and non fire rated available
- Hardwood lipping available
- Available in all standard metric & imperial sizes
- Glazed options available
- Custom sizes available on request
- See Page 57 for Configuration options





Natura Quarter Door

Drawing on the natural beauty of wood grain with uniform lines to produce contemporary visual character.

An A* grade real quarter wood veneer.

Lacquered with satin finish to enhance the wood's natural beauty.






Natura V Quarter

Natural crown wood veneer set vertically.
Luxury satin lacquer finish


- Reel wood veneer
- Stunning natural look
- FD30 fire rating
- FD60 and non fire rated available
- Hardwood lipping available
- Available in all standard metric & imperial sizes
- Glazed options available
- Custom sizes available on request
- See Pages 45-47 for Doorset options




American Walnut




American Oak



American Walnut




Pine



Ethymoe Tree



Iroko Tree




American Oak




Red Oak




American Walnut




American Oak



American Walnut




Pine



Ethymoe Tree



Iroko Tree



American Oak



Red Oak

Natura H Quarter

Natural crown wood veneer set horizontally.
Luxury satin lacquer finish

- Reel wood veneer
- Stunning natural look
- FD30 fire rating
- FD60 and non fire rated available
- Hardwood lipping available
- Available in all standard metric & imperial sizes
- Glazed options available
- Custom sizes available on request
- See Pages 45-47 for Doorset options





Natura CD Quarter


Natural quarter crown wood veneer allowing you to combine vertical and horizontal configurations to produce a visual showpiece.
Luxury satin lacquer finish

- Reel wood veneer
- Stunning natural look
- FD30 fire rating
- FD60 and non fire rated available
- Hardwood lipping available
- Available in all standard metric & imperial sizes
- Glazed options available
- Custom sizes available on request
- See Pages 45-47 for Doorset options




American Walnut


American Oak



American Walnut




Pine



Ethymoe Tree




Iroko Tree




American Oak




Red Oak



American Walnut




American Oak



American Walnut



Pine




Ethymoe Tree



Iroko Tree



American Oak



Red Oak

Natura Mill Quarter

Natural crown wood grooved to add depth and composition to your design.
Luxury satin lacquer finish

- Reel wood veneer
- Stunning natural look
- FD30 fire rating
- FD60 and non fire rated available
- Hardwood lipping available
- Available in all standard metric & imperial sizes
- Glazed options available
- Custom sizes available on request
- See Page 57 for Configuration options






Alpine Door

Creating that clean fresh and natural alpine look through a consistent engineered veneer finish.

Lacquered with satin finish.






Alpine V Grain


Vertically set seamless crown veneer.
Luxury satin lacquer finish

- Stunning natural look with man-made consistency
- FD30 fire rating
- FD60 and non fire rated available
- Hardwood lipping available
- Available in all standard metric & imperial sizes
- Glazed options available
- Custom sizes available on request
- See Pages 45-47 for Doorset options







Oak




Oak Limy




Teak Light




Oak Limy Crown




Walnut Crown




Palisander Crown




Palisander




Platinum Crown




Platinum



Walnut Narrow




Oak




Palisander




Oak Limy



Oak Crown




Palisander Crown




Oak Limy Crown




Teak Light




Walnut Crown




Platinum




Teak Crown




Black Polished



Platinum Crown



Walnut Narrow



Black Crued

Alpine H Grain

Horizontally set seamless crown veneer.
Luxury satin lacquer finish

- Stunning natural look with man-made consistency
- FD30 fire rating
- FD60 and non fire rated available
- Hardwood lipping available
- Available in all standard metric & imperial sizes
- Glazed options available
- Custom sizes available on request
- See Pages 45-47 for Doorset options







Alpine CD Grain

Cross directional set seamless crown veneer allowing you to combine vertical and horizontal configurations to produce a visual showpiece. Luxury satin lacquer finish

- Stunning natural look with man-made consistency
- FD30 fire rating
- FD60 and non fire rated available
- Hardwood lipping available
- Available in all standard metric & imperial sizes
- Glazed options available
- Custom sizes available on request
- See Pages 45-47 for Doorset options




Oak




Oak Crown




Teak Light




Teak Crown




Walnut Narrow



Palisander




Palisander Crown



Walnut Crown




Black Polished




Black Crued



Oak Limy



Oak Limy Crown




Platinum



Platinum Crown




Oak




Palisander




Oak Limy



Oak Crown




Palisander Crown




Oak Limy Crown




Teak Light




Walnut Crown




Platinum




Teak Crown




Black Polished



Platinum Crown



Walnut Narrow



Black Crued

Alpine M Grain

Perfectly engineered wood veneer milled/grooved to add depth and composition to your design. Luxury satin lacquer finish

- Stunning natural look with man-made consistency
- FD30 fire rating
- FD60 and non fire rated available
- Hardwood lipping available
- Available in all standard metric & imperial sizes
- Glazed options available
- Custom sizes available on request
- See Page 57 for Configuration options





Laque Door

Tough yet beautiful.
Durable lacquer door.
Seamless finishes.
Wide range of colour options available.




Lacque S


Featuring an exquisite, lacquered finish to both accentuate and protect your choice of solid colour. Highly durable ensuring you can bring this beauty into the most serene of environments or the busiest.

- Satin lacquered finish
- Extensive range of colour options
- Smooth sealed and clean surface
- Finished long edges
- Though abrasion resistance
- Easily paired with a frame to complete a doorset
- Quickly available in all standard sizes
- Custom sizes & glazed options also available on request
- Fire rated and non fire rated options

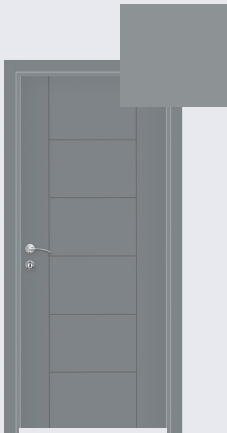




Purple Red



Jet Black




Telegrey



Tudor Blue



Tudor Grey




Light Grey




Traffic Grey



Silk Grey



Cream



Pure White

Lacque M

Featuring an exquisite, lacquered finish to both accentuate and protect your choice of solid colour Lacque M allows your creativity to run free. Highly durable ensuring you can bring this beauty into the most serene of environments or the busiest.

- Satin lacquered finish
- Extensive range of colour options
- Mill options can be created uniquely upon request
- Smooth sealed and clean surface
- Finished long edges
- Though abrasion resistance
- Easily paired with a frame to complete a doorset
- Quickly available in all standard sizes
- Custom sizes & glazed options also available on request
- Fire rated and non fire rated options





Folie Door

The modern way to a classic look.
Innovative engineering guarantees consistent
foil veneer matching finishes.
Embossed grain effects available.
Water resistant.







Folie S

Utilising the most innovative of colour foil finishes we offer a low maintenance long life perfectly finished smooth door.


- Perfect matching from door to door forever
- Extensive range of colour options
- Smooth sealed and clean surface
- Finished long edges
- Highly durable
- Easily paired with a frame to complete a doorset
- Quickly available in all standard sizes
- Custom sizes & glazed options also available on request
- Fire rated and non fire rated options




Satin White




Satin Sand




Satin Canyon




Anthracite




Dark Walnut




Walnut



Bamboo



Cherry



Alpi Teak



Birch




Italian Walnut




Grey Oak



American Walnut



White Teak




Teak




Coco



Oak



Modern Teak



Tosya Oak

Folie W

Utilising the most innovative of wood effect foil finishes we offer a low maintenance long life perfectly finished smooth door.

- Perfect matching from door to door forever
- Extensive range of wood effect options
- Smooth sealed and clean surface
- Finished long edges
- Highly durable
- Easily paired with a frame to complete a doorset
- Quickly available in all standard sizes
- Custom sizes & glazed options also available on request
- Fire rated and non fire rated options





Lami Door

Continuous Pressure Laminate (CPL) provides a strong attractive non-porous smooth door ideal for any environment where hygiene is a priority " restaurants, medical rooms, hospitals etc." without compromising our high quality standards.





CLASS IV
Architecture
101

Lami S

Continued Pressure Laminate (CPL) technology produces a tough, durable and hygienic door suitable for most arduous of environments. Beautifully finished and consistently faultless.


- Perfect matching from door to door forever
- Extensive range of colour options
- Hygienically clean & smooth non-porous surface
- Finished long edges
- Highly durable
- Easily paired with a frame to complete a doorset
- Quickly available in all standard sizes
- Custom sizes & glazed options also available on request
- Fire rated and non fire rated options




Georgia Blue




Anthracite Grey




Vanilla Smoothie



Sage Grey




Red Carnelian




Maple Milkshake



Truffle Grey



White Jasmine



Black Rose




Grey Agate




Beige Sapphire




Walnut Butter




Moosepass Oak




Caucasion Walnut




Bariloche Oak




Savannah Tree




Eik Bay Elm




Red Cliff




Deer Harbour Walnut



Pyrenees Oak



Yukon Oak



Eureko Oak

Lami W

Continued Pressure Laminate (CPL) technology produces a tough, durable and hygienic door suitable for most arduous of environments. Beautifully finished and consistently faultless.

- Perfect matching from door to door forever
- Extensive range of wood options
- Hygienically clean & smooth non-porous surface
- Finished long edges
- Highly durable
- Easily paired with a frame to complete a doorset
- Quickly available in all standard sizes
- Custom sizes & glazed options also available on request
- Fire rated and non fire rated options





R & F Door

Attain that traditional heritage look with modern performance.

A timeless sophisticated look that conjures that opulent look from Georgian & Victorian times.






R & F Solid

Add prestige & sophistication with classic Georgian & Victorian designs.
Perfect matching produces consistent & ornate patterns every time.
Add depth and texture through modern milling and moulding.


- Luxurious desings with contemporary performance
- Strong & durable
- Extensive range of colour options
- Finished long edges
- Highly durable
- Easily paired with a frame to complete a doorset
- Quickly available in all standard sizes
- Custom sizes & glazed options also available on request
- Fire rated and non fire rated options
- See Page 60 for design options



Purple Red



Jet Black




Telegrey



Tudor Blue




Tudor Grey




Light Grey




Traffic Grey




Silk Grey



Cream



Pure White



American Walnut



American Oak

R & F Wood

Add prestige & sophistication with classic Georgian & Victorian designs.
Perfect matching produces consistent & ornate patterns every time.
Add depth and texture through modern milling and moulding.

- Luxurious desings with contemporary performance
- Strong & durable
- Extensive range of hardwood finishes
- Finished long edges
- Highly durable
- Easily paired with a frame to complete a doorset
- Quickly available in all standard sizes
- Custom sizes & glazed options also available on request
- Fire rated and non fire rated options
- See Page 60 for design options





Panel Door

The enduring appeal of a timeless elegant look.
Outstanding craftsmanship
Most of UKs moulded doors range as standard.
Wood grained paint finish.







Panel S

Arguably the most popular interior doors in the UK. Moulded panel doors are practical and versatile. Traditional and contemporary designs can be chosen. A smooth finish providing that clean look.

- Selection of designs available
- Durable & easy to clean
- Extensive range of colour options
- Matching finish on long edges
- Easily paired with a frame to complete a doorset
- Quickly available in all standard sizes
- Custom sizes & glazed options also available on request
- Fire rated and non fire rated options
- See Page 59 for design options




MO.7




Signal White



Grey Brown




Traffic Black



Quartz Grey




Brown Red



Agate Grey



Telegrey



Oyster White




MO.1



MO.2




MO.5




Signal White



Grey Brown



Traffic Black



Quartz Grey




Brown Red



Agate Grey



Telegrey



Oyster White

Panel T

Arguably the most popular interior doors in the UK. Moulded panel doors are practical and versatile. Traditional and contemporary designs can be chosen. A smooth finish providing that clean look.

- Selection of designs available
- Durable & easy to clean
- Extensive range of colour options
- Matching finish on long edges
- Easily paired with a frame to complete a doorset
- Quickly available in all standard sizes
- Custom sizes & glazed options also available on request
- Fire rated and non fire rated options
- See Page 59 for design options







Basic

These quintessential interior doors represent our beginnings avalibale in :
Plywood finish - a blank canvass that invites you to feel free to finish how you wish.
Primed finish - ready to paint in any colour you choose.
Oak finish - The classic of all wood appearances.


- Simplycity, free of any complication
- Suitable for any scenario
- Esily paired with a frame to complete a doorser
- Quickly available in all standard sizes
- Custom sizes & glazed options also available on request
- Fire rated and non fire rated options



Plywood



Primed



Oak

Doorsets

The Professional solution that's available to everyone.

For decades developers have chosen doorsets for their projects. Not merely to benefit from the simplicity of having every component required to complete the door installation, frame, hinges, latches, fixings, and even handles if desired, but to also ensure compliance with fire certification.

Delivered to you the user as a complete set with your chosen door fixed correctly to its frame, latch fitted, ready to simply fix in place.

It is often unknown by door installers that failure to use the correct specified components will negate any fire certificate relevant to your door/doorset.

Our precision engineering ensures a consistent high level of quality and ease of install, combined with a multitude of finishes and colours you are free to design a beautiful look that needn't cost a fortune.

Saving time & money doorsets are the perfect solution for :

- New housing developments
- Hotels
- Refurbishments
- Commercial schemes
- Public sector/health projects

BRITSET ECOSET RESISET PRESTIGESSET SECURESET SMARTSET ACOUSTICSET HYGIENESSET



BRITSET


Britset is the core product in our range of doorsets.

Providing 30 mins fire resistance in all standard Metric and Imperial sizes it is the perfect solution for the vast majority of modern door scenarios.

Comprising of a FD30 unfinished softwood frame prepared with hinge locations and fire strip grooves routed precisely in place. (Or unprepared if required) Softwood door stops and an FD30 rated door leaf finished in one of the following finishes :

- Plywood faced - Primed - Oak veneer - White lacquer. (Other finishes available on request)

In any of the standard sizes



Also included :

Hinges

Latches

Frame fixing brackets

Intumescent Strips & Smoke Seals when required

Metric	Imperial	
926 x 2040	3'0" x 6'6"	(914 x 1981mm)
826 x 2040	2'10" x 6'6"	(864 x 1981mm)
726 x 2040	2'9" x 6'6"	(838 x 1981mm)
626 x 2040	2'6" x 6'6"	(762 x 1981mm)
526 x 2040	2'3" x 6'6"	(686 x 1981mm)
426 x 2040	2'0" x 6'6"	(610 x 1981mm)
	1'9" x 6'6"	(533 x 1981mm)
	1'6" x 6'6"	(457 x 1981mm)



ECOSET

Building on our Britset engineering we at Tudor are proud of Ecoset and its evolution of the core standard. Ecoset brings all the benefits of Britset and builds upon them.

Supplied with our innovative FD 30 MDF Infinity frame in white finished paintable finish that can be extended and adjusted to suit varying wall thicknesses from 100mm - 350mm (Full details on page ???)

To complete your frame ecoset also comes with matching adjustable MDF architraves.

An FD30 rated door leaf finished in one of the following finishes:

- Plywood faced - Primed - Oak veneer - White lacquer. (Other finishes available on request)

In all of the standard sizes as Britset

Advantages

Infinity frames flexibility makes it suitable for all projects inc refurbishments

All components are finished and can be installed post decoration

Ease of install will save on labour costs and time

Precision engineering ensures consistent high quality set after set after set.

Also included :


Hinges

Latches

Frame fixing brackets

Intumescent Strips & Smoke Seals when required

Our extensive range of handles, closures and locks are available to choose from to compliment your door.



RESISET



RESISET

Building on our Ecoset engineering Resiset brings all the benefits of Ecoset and builds upon them to complete your doorset appeal MDF frame & architraves match the finish of your door and MDF skirting can be ordered from us too.

Choose your door leaf from any of the extensive finishes available see page ???

Advantages :

Infinity frames flexibility makes it suitable for all projects inc refurbishments

All components are finished and can be installed post decoration

Ease of install will save on labour costs and time

Precision engineering ensures consistent high quality set after set after set.

Available in all standard Imperial & Metric sizes.

Also included :

Hinges

Latches

Frame fixing brackets

Intumescent Strips & Smoke Seals when required

Our extensive range of handles, closures and locks are available to choose from to compliment your door.



PRESTIGESET

The most prestigious of our doorsets Prestige set allows you to create the most luxurious of doors the only limitation is your imagination.

Choose your door leaf from any of the extensive finishes available see page ??? Choose any size you wish

Choose any frame any architrave to match or to compliment.

Advantages :

Infinity frames flexibility makes it suitable for all projects inc refurbishments

All components are finished and can be installed post decoration

Ease of install will save on labour costs and time

Precision engineering ensures consistent high quality set after set.

Available in any size (it is possible Fire ratings will be impacted with excessive sizing)

Also included :

Hinges

Latches

Frame fixing brackets

Intumescent Strips & Smoke Seals when required

Our extensive range of handles, closures and locks are available to choose from to compliment your door.



SECURESET

Designed especially to provide peace of mind when security is essential - Entrance doors, communal doorways.

Securing your home, office or building.

Extensively tested — as a complete doorset — in full-scale tests for Security, Fire Resistance, Smoke Control, Durability, Acoustics, Weathering, and Energy Conservation.

Advantages :

Can withstand extensive attack

All components are finished.

Ease of install will save on labour costs and time

Precision engineering ensures consistent high quality set after set after set.

Compliant access control units available on request.

Secureset+ is a metal core.

Also included :

All ironmongery

Hinges

Latches

Locks

Frame fixing brackets

Intumescent Strips & Smoke Seals when required

Our extensive range of handles, closures and locks are available to choose from to compliment your door.



SMARTSET

21st century technology permits 'Smart' solutions for accessing your building be that keycard, fingerprint, or mobile device our Smartset doorsets are designed to meet your requirements.

Utilised most often by customers who have :

Hotels

Student Accommodation

Offices

Hospitals

Care Homes

Available in all finishes shown for Resiset and in all standard sizes (bespoke upon request)

Delivered as a fully assembled set ready to fix in place or as a separate frame and door with all preparation complete.

Our extensive range of handles, closures and locks are available to choose from to compliment your door along with a range of "smart" locks.



ACOUSTICSET

Research now unequivocally demonstrates the huge benefit to mental wellbeing in minimising noise pollution within both the home and work environments.

Designed with not simply a plethora of seals our Acousticset door leafs utilise a special dense core to truly minimise noise

We offer an extensive range of door and frame options to meet the requirements of Approved Document E (the part of building regulations covering 'resistance to the passage of sound').

Available in all finishes shown for Resiset and in all standard sizes (bespoke upon request)

Available in any size and tailored to your requirements.

Delivered as a fully assembled set ready to fix in place or as a separate frame and door with all preparation complete.

Our extensive range of handles, closures and locks are available to choose from to compliment your door.



HYGIENESET

Building on our Resiset engineering Hygieneset offers

In areas where hygiene is critical, or in high traffic areas where doors take a lot of abuse, hygiene set doorsets are the answer. Faced with a Continued Pressure Laminate (CPL), they're not only tough and impact-deflective, but also anti bacterial and low maintenance.

Hygieneset doorsets are custom-made to meet your needs.

Extensive range of wood effect or solid colour finishes see Lami range page ???

Perfect for:

Health sector buildings

Food preparation areas

Dry rooms

Care homes

Our extensive range of handles, closures and locks are available to choose from to compliment your door.



BRIT FRAME

Our 30mm softwood frame kit provides the simplest way to install an FD30 doorframe to compliment your fire rated door.

Saving time & money a simple task has finally been made simple to achieve.

Responsibly Sourced

Minimal packaging

Available in all standard Imperial & Metric sizes.

Included:

2100mm door jambs ready to trim to suit your door & floor finish

Grooved to accept an industry standard 15mm x 4mm intumescent strip which can be supplied along with a smoke seal on request.

Heads, to pair with your jambs, rebated to create a failsafe joint

Door stops to suit jambs and heads.



INFINITYFRAME

Versatile and extendable without compromising quality.

Wall thicknesses vary!

Exhaustive research in to this problem has produced our optimum frame kit - Infinity frame

Infinity frame is manufactured from MDF and overcomes this universal problem by extending to fit walls from 100mm - 350mm

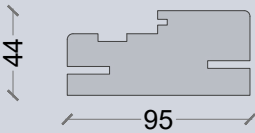
Extension pieces are simple and easy to install

Grooves to install your intumescent strips are perfectly machined and ready

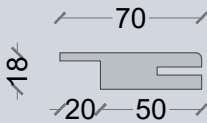
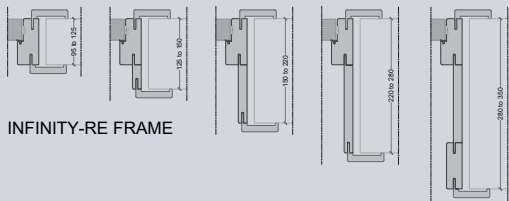
Supplied with pre-mitred architraves that seamlessly attach to the frame to achieve a unified design



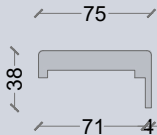
Technical Details




Infinity Frame round edge /
TD IF RE FR95




Infinity Frame round edge 50mm
extension piece / TD IF RE EX50




Infinity Frame round edge architrave 75 mm /
TD IF RE AR75



Infinity frame round edge 95 mm
middle extension /
TD IF RF FXH95




Infinity Frame Round edge 120 mm
extension piece / TD IF RE EX120



inity Frame Round edge 180mm extension piece /
TD IF RE EX180

Technical Details

DOOR FRAME HEAD SIZES IMPERIAL		
Door Leaf mm (w)	Frame (d)	SKU Code
457	108	BF-108-01-H/457-S1
	132	BF-132-01-H/457-S1
	150	BF-150-01-H/457-S1
533	108	BF-108-01-H/533-S1
	132	BF-132-01-H/533-S1
	150	BF-150-01-H/533-S1
610	108	BF-108-01-H/610-S1
	132	BF-132-01-H/610-S1
	150	BF-150-01-H/610-S1
686 & 914	108	BF-108-01-H/91-68-S1
	132	BF-132-01-H/91-68-S1
	150	BF-150-01-H/91-68-S1
711 & 762	108	BF-108-01-H/76-71-S1
	132	BF-132-01-H/76-71-S1
	150	BF-150-01-H/76-71-S1
838 & 864	108	BF-108-01-H/86-83-S1
	132	BF-132-01-H/86-83-S1
	150	BF-150-01-H/86-83-S1
DOOR FRAME HEAD SIZES METRIC		
Door Leaf mm (w)	Frame (d)	SKU Code
426	108	BF-108-01-H/426-S1
	132	BF-132-01-H/426-S1
	150	BF-150-01-H/426-S1
526	108	BF-108-01-H/526-S1
	132	BF-132-01-H/526-S1
	150	BF-150-01-H/526-S1
626 & 926	108	BF-108-01-H/92-62-S1
	132	BF-132-01-H/92-62-S1
	150	BF-150-01-H/92-62-S1
726 & 826	108	BF-108-01-H/82-72-S1
	132	BF-132-01-H/82-72-S1
	150	BF-150-01-H/82-72-S1
DOOR FRAME HEAD SIZES 6		
Door Leaf mm (wxh)	Frame (d)	SKU Code
813	108	BF-150-01-H/813-S1
	132	BF-150-01-H/813-S1
	150	BF-150-01-H/813-S1





Architraves

Skirtings




Model 5



Model 6



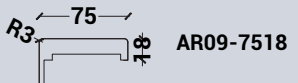
Model 5



Model 6



Model 5



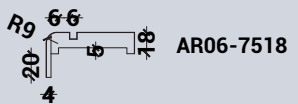
AR09-7518



AR08-7518



AR07-7518



AR06-7518



AR05-7518



AR04-7518



AR03-7518

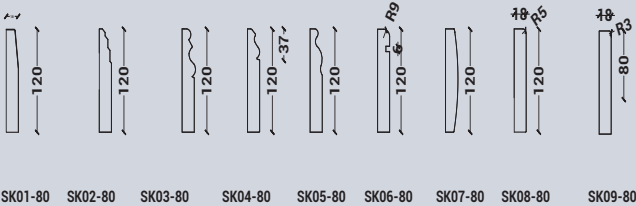
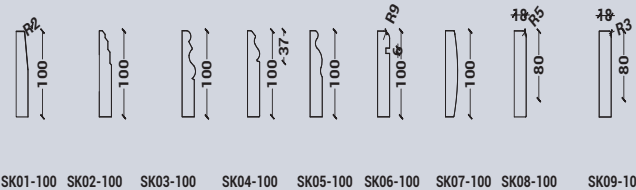
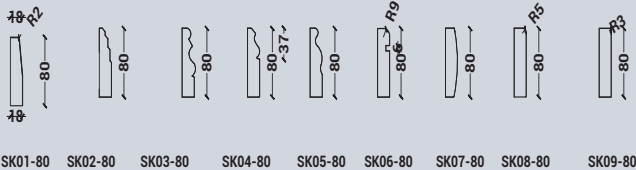


AR02-7518

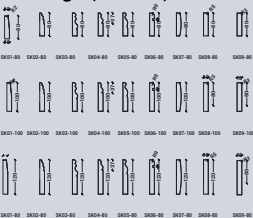


AR01-7518

Skirtings (section)



Skirtings (section)



Skirting elevation



Colours - Solid

Lacque Colours

Purple Red	Jet Black	Telegrey
Tudor Blue	Tudor Grey	Pure White
Light Grey	Traffic Grey	Silk Grey
Cream		

Lami Colours

Georgia Blue	Anthracite Grey	Vanilla Smoothie
Sage Grey	Red Carnelian	Maple Milkshake
Truffle Grey	White Jasmine	Beige Sapphire
Black Rose	Grey Agate	Walnut Butter

Panel Colours

Signal White	Quartz Grey
Grey Brown	Brown Red
Traffic Black	Agate Grey
Telegrey	Oyster White

R&F Colours

Signal White	Quartz Grey
Grey Brown	Brown Red
Traffic Black	Agate Grey
Telegrey	Oyster White

Folie Colours

Satin White	Satin Sand
Satin Canyon	Anthracite




Colours - Wood


Alpine Wood Veneer Colours




Oak



Palisander




Oak Crown




Palisander Crown




Teak Light



Walnut Crown



Teak Crown




Black Polished




Walnut Narrow




Oak Limy




Black Crued



Platinum




Oak Limy Crown




Platinum Crown


Laminate Wood Veneer Colours




Moosepass Oak




Caucasion Walnut




Yukon Oak



Bariloché Oak




Savannah Tree




Eureko Oak




Eik Bay Elm



Red Cliff




Deer Harbour Walnut




Pyrenees Oak


Natura Wood Veneer Colours




American Walnut




Pine



Iroko Tree



Ethymoe Tree




American Oak




Red Oak


Folie Wood Veneer Colours




Dark Walnut




Birch




Teak




Walnut




Italian Walnut




Coco




Bamboo




Grey Oak




Oak




Cherry




American Walnut




Modern Teak



Alpi Teak



White Teak



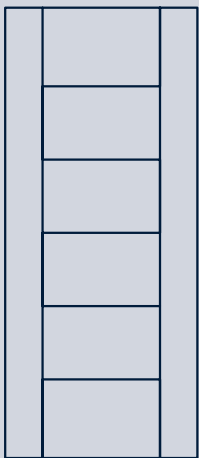
Tosya Oak



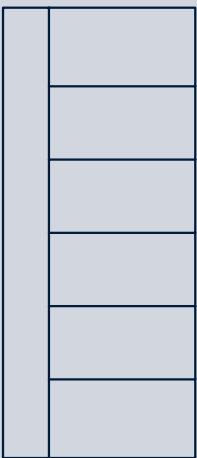
Mill Options



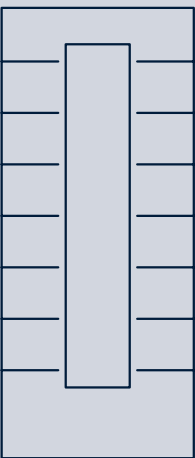
M1



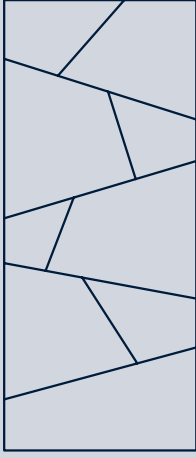
M2



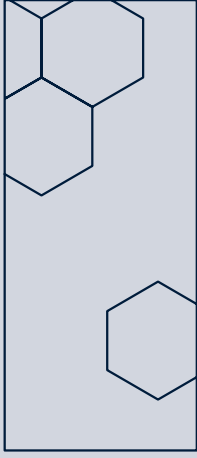
M3




M4




M5



M6




M7



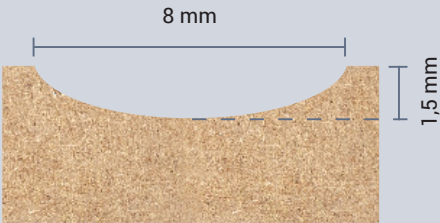
M8

Custom options are available upon your request for all enquiries please contact sales@tudordoor.co.uk


Groove Design Options



"V" Groove profile (not to scale)



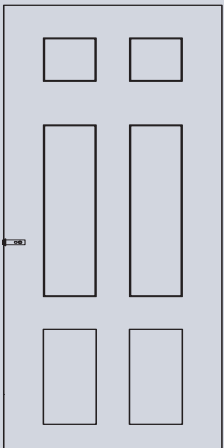
"C" Groove profile (not to scale)



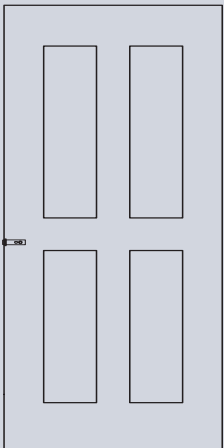
"S" Groove profile (not to scale)



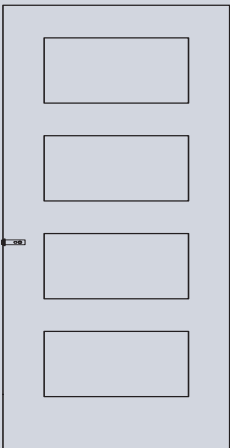
Moulded Options For Panel Doors



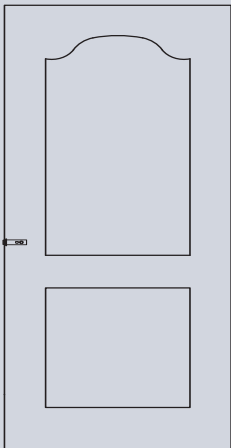
M0.1



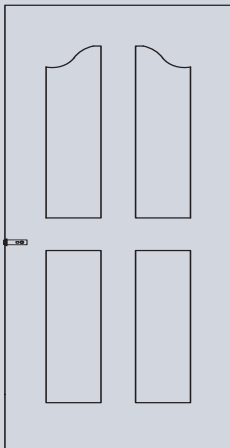
M0.2



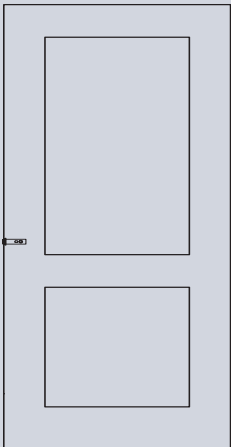
M0.3



M0.4

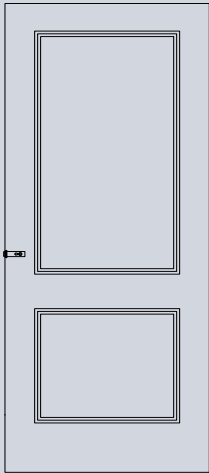


M0.5

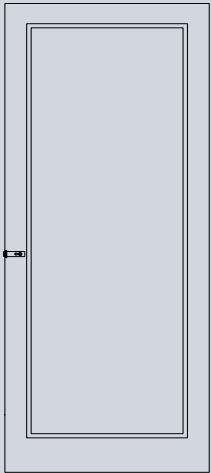


M0.6

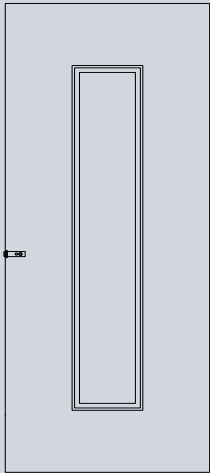
R & F Options




R&F.1



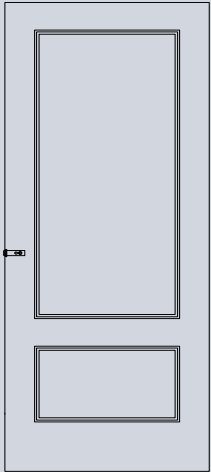
R&F.2



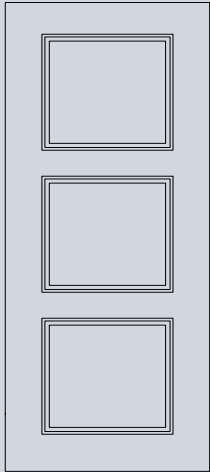
R&F.3



R&F.4




R&F.5



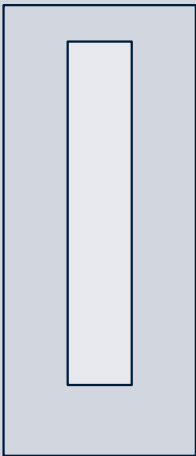
R&F.6



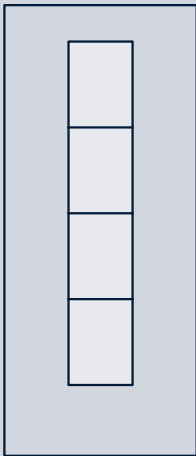
VP Options



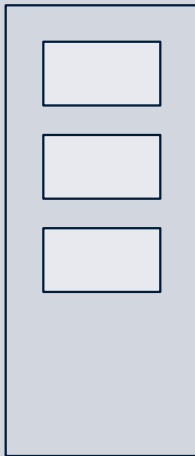
C03



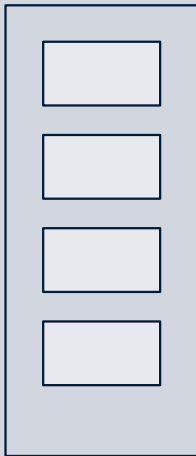
C04



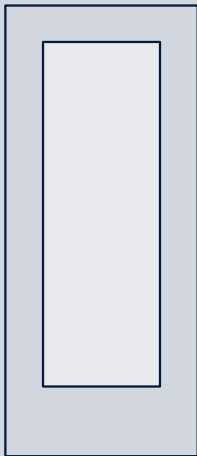
C05



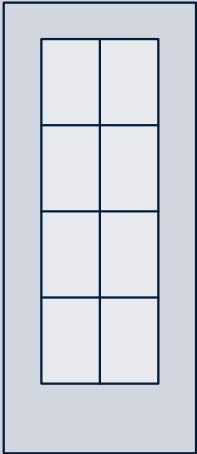
C09



C10



C11



C15



Core Options



Quality Starts With The Core

Tudor Door Co. door leafs are produced from a range of cores, each developed to provide a quality door that performs to your particular requirements.

If you need improved Fire resistance, Acoustic, thermal or security performance we can provide the right solution without compromise to the prestige finish.



FIRE

Fire

FD30/FD60/FD90/FD120 Fire doors
Tudor fire doors are certified by IFC CERTIFIRE under their respective schemes.



ACOUSTIC

Passage of Sound

Tudor Door FD30 & FD60 doors comply with Part E of the Building Regulations governing the resistance to the passage of sound in relation to the requirements for apartment entrance doors.



MOBILITY

Access Doors

Tudor Doors are available in wider door widths as required by Part M of the Building Regulations for disabled access.



CUSTOMIZE

Glazing & servicing

Tudor Door can provide a wide range of factory glazed options.



GUARANTEE

Guarantee

All our doors come with a 10 year guarantee.



THERMAL

Thermal

Tudor Doors have been proven to achieve a U value of 2 W/m2K making them ideal in situations such as apartment entrance doors.



SECURITY

Security are Door

Tudor door sets carry pas23/24 approval.

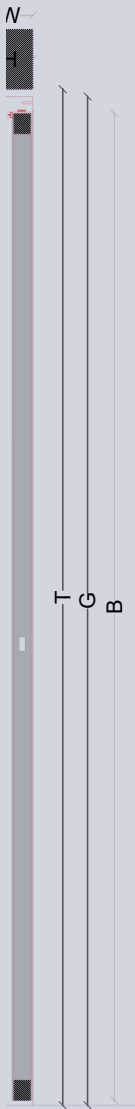
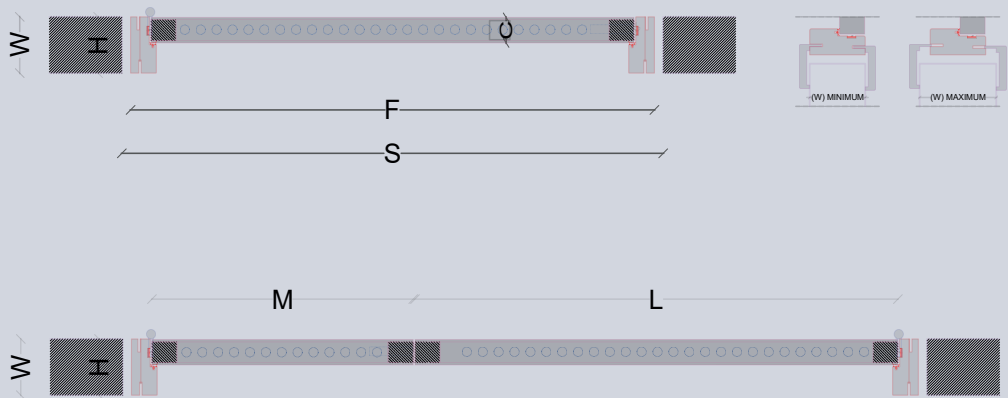


BS

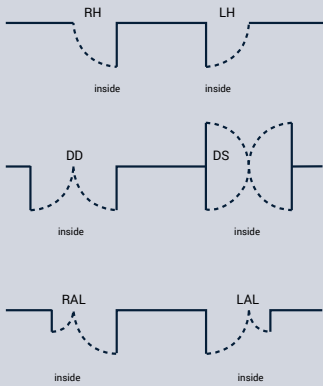
British Standard



Size Keys



STANDARD DOOR SIZES							
A mm	B mm	A inches	B inches	F	G	S +/-5 mm	T +/-5 mm
Imperial Sizes							
914	1981	36	78	980	2034	1000	2041
864	1981	34	78	930	2034	950	2041
838	1981	33	78	904	2034	924	2041
762	1981	30	78	828	2034	848	2041
686	1981	27	78	752	2034	772	2041
610	1981	24	78	676	2034	696	2041
533	1981	21	78	599	2034	619	2041
Metric Sizes							
926	2040	36 6/16	80 1/4	992	2093	1012	2100
826	2040	32 1/2	80 1/4	892	2093	912	2100
726	2040	28 5/8	80 1/4	792	2093	812	2100
626	2040	24 5/8	80 1/4	692	2093	712	2100
526	2040	20 11/16	80 1/4	592	2093	612	2100
426	2040	16 3/4	80 1/4	492	2093	512	2100

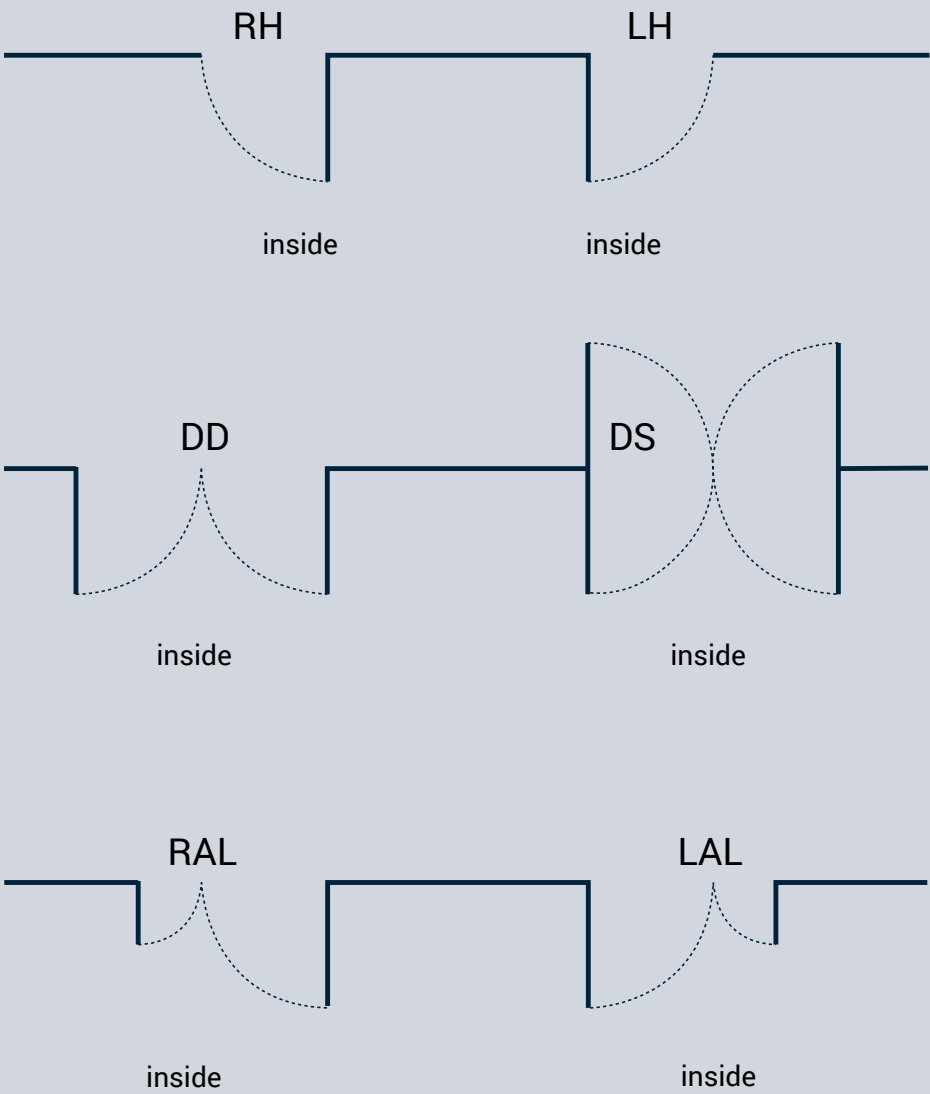


KEY TO ALL SIZING	
LETTER	DESCRIPTION
Door Leaf	
A	Door Leaf Width
B	Door Leaf Height
C	Door Leaf Thickness
Double Door Leaf	
L	Active Leaf Width
M	Inactive Leaf Width
Door Frame	
F	Frame Width
G	Frame Height
H	Frame Depth
Structural Opening	
S	SO Width
T	SO Height
W	Wall Depth



Handings

Handing Guide



Handing Key		
RH	Right Hand	SL
LH	Left Hand	SG
DD	Double Door	DD
DS	Double Swing	DS
RAL	Right Active Leaf	SLdd
LAL	Left Active Leaf	SGdd

Terms and Conditions



1. General

- i. 'The Company' means Tudor Door & Furniture Company Limited and shall include any agent successor or assignee of the same and 'the Customer' means the person or company to whom a quotation is addressed or whose order is accepted by the Company and 'the goods' means the product of the Supplier which is the subject of such quotation or order.
 - ii. No agent or salesman of the Company has authority to give any guarantee or warranty on behalf of the Company or to transact business other than on the (unamended) terms of these Terms and Conditions.
- ## 2. Contractual Terms

- i. All contracts made between the Company and the Customer shall incorporate these Conditions which shall prevail over any other terms that the Customer seeks to impose or incorporate, or which are implied by trade, custom, practice or course of dealing. The Customer shall not be bound by any condition, representation, warranty or statement at variance with these Conditions unless the same is agreed in writing and signed by a Director of the Company and the Customer's attention is drawn to the fact that only Directors of the Company have authority to make any condition, representation or warranty on the Company's behalf.
- ii. The Customer shall notify the Company within three working days of the date of the Customer's acceptance or acknowledgement of order if such acceptance or acknowledgement does not accurately confirm the Customer's order failing which the Customer shall be bound by the terms of the acknowledgement.
- iii. Unless previously withdrawn the Company's, quotations and tenders shall remain valid for the period stated therein or if no period is stated for 30 days from their date. The Company's offers, estimates, quotations, tenders and price lists are invitation to treat only. All orders must be in writing and must be accompanied by sufficient information to enable the Company to proceed without delay with the execution of the order. All orders shall only be deemed to be accepted when the Company issues a written acceptance of order or provides the Goods and/or Services (whichever is the earlier), at which point the contract shall come into existence. The contract incorporating these Conditions constitutes the entire agreement between the parties.

3. Technical Data

All drawings, detailed matter, price lists or advertisements, whether or not supplied with this quotation or tender are approximate only and intended merely to give a general idea of the goods described therein and shall not form part of the contract. The Company offers its designs for the Customer's approval. Unless supplied or approved by the Company it undertakes no responsibility for sites or foundations, or for any framework or support, or for compliance with any local bye-laws or statutory regulations, or for the fulfilment of any special requirements which the Customer may be bound to observe or fulfil. Copyright in any such items as are referred to shall remain with the Company.

4. Title

The implied undertakings as to title etc. set out in Section 12 of the Sale of Goods Act 1978 shall be express terms of the contract between the Company and the Customer.

5. Delivery

- i. Any time or date for the despatch or delivery for goods or for the completion of work whether specified in the Company's quotation or otherwise given by the Company shall be taken as an estimate made by the Company in good faith but shall not be binding upon the Company either as a term of the contract or otherwise. In no circumstances shall the Company be liable for any loss or damage sustained by the Customer in consequence of failure to deliver within such time or by such date or in consequence of any other delay in delivery however caused.
- ii. Unless otherwise agreed in writing delivery shall be made at the premises specified by the Customer or the Customer's carrier. Subject to Condition 5(iv) the risk in the goods shall pass to the Customer upon delivery. It is the Customer's responsibility to dispose of all packaging after delivery.
- iii. The Company may deliver the goods in instalments and separate contract upon the terms of these Conditions of Sale.
- iv. If delivery of the goods is delayed and/or failed through any act or omission of the Customer then, without prejudice to any other right or remedy available to the Company. The Company may:
 - a. Store the Goods up to 7 days until actual price readily obtainable and charge the Customer for the reasonable costs (including insurance) of storage or;
 - b. After 14 days sell the Goods at the best price readily obtainable and (after deducting reasonable storage and selling expenses) accounts to the Customer for the excess over the price under the Contract or charge the Customer for any shortfall below the price under the Contract
- v. The customer undertakes to inspect the goods upon delivery and shall be deemed to have accepted the goods upon the earlier of payment in full for the goods or 5 days after the delivery has been made, if the Company has:
 - a. Not been notified of the Customer's refusal to accept the goods or
 - b. Pursuant to such a claim has not complied with condition 11 below.
- vi. In the case of a contract providing for call offs or delivery by instalments then each call off or instalment shall be treated as a separate and distinct contract. Default in payment for each delivery by instalment or call off shall at the Seller's option be deemed to be breach of contract entitling the Company to rescind the whole unfulfilled contract and to claim direct and consequential losses and damages.

6. Loss or Damage in Transit

- i. Where the Customer wishes to adjust the invoiced value for goods delivered by the Company, in respect of a claim against the Company for;
 - a. goods lost in transit or
 - b. edge damage to goods in transit or
 - c. any other damage to goods that is reasonably identifiable at the time of the delivery, then the Customer must provide details of the claim in writing on the face of the delivery note that accompanied the goods.
- ii. Where the Customer's claim relates to;
 - a. Damage that cannot be reasonably identified at the point of delivery or
 - b. The goods delivered are incorrect in that they vary in style or description from the Customer's order or the details contained in the delivery note, then the Customer must inform the Company in writing within 48 hours of the delivery being made.
- iii. Any liability which the Company may incur for loss of or damage to the goods whilst in transit shall in no case exceed the invoice value of the goods and in no circumstances shall the Company be liable for any indirect or consequential loss however caused.

7. Non-Acceptance By Customer

- i. If by reason of the Customer's default the Goods or any of them have not been taken up or delivered by any date specified for such taking up or delivery, then:
 - a. The Customer shall nevertheless pay the Company in accordance with Clause 5(vi) of these conditions as if such taking up or delivery had occurred; and
 - b. The Customer shall pay the Company reasonable rent for the period (if any) of storage by the Company of any of the goods which have not been taken up or delivered together with the cost of any additional handling and transport incurred.
- ii. During the period of any storage of the Goods or any of them by the Company as contemplated by sub clause (i) (b) of this Clause 7 such Goods shall be at the risk of the Customer.

8. Prices

- i. All prices include only such Goods and accessories as are specified in the quotation and are for the quantities therein expressed. If the Customer shall request any variation in quantity the price may be varied accordingly.
- ii. Unless otherwise specified prices quoted do not include Value Added Tax which will be added at the rate prevailing at the appropriate tax point.
- iii. Unless otherwise specified prices quoted include carriage. Where the quoted prices do include carriage, the Company shall determine the route and method of carriage and any special requirements of the Customer shall be subject to an additional charge.
- iv. Unless otherwise specified prices quoted include the Company's and/or its supplier's standard non-return able packaging. It is the Customer's responsibility to dispose of all packaging after delivery.
- v. At any time before delivery has been completed the Customer shall be entitled to vary the price of the Goods to take into account all or any of the following factors:
 - a. Where Goods are imported any variation of currency exchange rates or special taxes or charges imposed by any government
 - Increased costs resulting from the prohibition or other actions of any government;
 - b. Increased material costs;
 - c. Increased transport costs (if carriage is included in the quoted price);
 - d. Increased labour costs;
 - e. Implementing any request by the Customer for expedited dispatch or changes in delivery, schedules, completion dates, quantities, designs or specifications;
 - f. Delays caused by instructions of the Customer or by failure of the Customer to give adequate instructions or information.



9. Passing of Property

- i. The goods shall remain the sole and absolute property of the Company until such time as the Customer shall have paid to the Company the agreed price together with the full price of any other goods the subject of any other contract with the Company provided that the Company at its sole discretion may upon expiry of the six month period from the date of the Company's invoice release its title to the goods the subject of the invoice without notice to the Customer.
- ii. The Customer acknowledges that the Customer is in possession of goods solely as bailee for the Company until such time as the full price thereof is paid to the Company together with the full price of any other goods the subject of any other contract with the Company.
- iii. Until such a time as the Customer becomes the owner of the goods, the Customer will store them on his premises separately from the Customer's own goods or those of any other person and in a manner, which makes them readily identifiable as the goods of the Company.
- iv. The Customer's right to possession of the goods shall cease if he, not being a company, commits an available act of bankruptcy or if he, being a company does anything or fails to do anything which would entitle a Receiver to take possession of any assets or which would enable any person to present a petition for winding-up. The Company may for the purpose of recovery of its goods enter upon any premises where they are stored or where they are reasonably thought to be stored and may repossess the same.
- v. Subject to the terms hereof the Customer is licensed by the Company to agree to sell the Company's goods, subject to the express condition that such an agreement to sell shall take place as agents and bailee's for the Company whether the Customer sells on his own account or not and that the entire proceeds thereof are held in trust for the Company and are not mingled with other monies and shall be at all times identifiable as the Company's monies.
- vi. If the Customer has not received the proceeds of any such sale, he will upon being called upon so to do by the Company, within seven days thereof assign to the Company all rights against the person or persons to whom the Customer has supplied the goods.

10. Suspension or Cancellation of Deliveries

- i. If the Customer shall fail to pay to the Company on the due date any sum payable hereunder, or shall have a receiving order in bankruptcy made against him, or make any arrangement with his creditors, or being a body corporate shall have a receiver appointed or if any order shall be made or any resolution passed for winding up the same, the Company may, without prejudice to its other rights, demand immediate payment by the Customer of all unpaid accounts and suspend further deliveries and cancel this and any other contract between the Company and the Customer without any liability attaching to the Company in respect of such suspension or cancellation and debit the Customer with any loss sustained thereby.
- ii. If the Customer cancels his order the Company shall be entitled to recover any loss sustained thereby from him.

11. Guarantee

- i. The Company undertakes to repair or replace, at the option of the Company, any goods manufactured by the Company which are shown to be defective in materials or workmanship within the warranty period for the applicable goods as defined in this range guide or on your sales order from the date of delivery. Provided that the Company shall be under no liability under the said guarantee if (a) the Customer has not paid in full for the goods or (b) the Customer has executed or attempted to execute repairs or alterations to the goods which are not authorised by the Company or has failed in any other respect to store the goods correctly or has mishandled the goods or failed to adhere strictly to the terms of hereof or (c) the Company has not been notified of any defect within one month of the defect becoming apparent.
- ii. Any claim against the Company under this Condition must be made in writing to the Company on a 'Customer Care Application Form' which forms part of the Company's Quality procedures and will be made available by the Company in a timely manner.
- iii. Should a Customer claim, made against the company under the terms of the Guarantee, be rejected by the Company, then the Company reserves the right to levy an administration fee, equal to the costs incurred by the Company during the processing of the Claim or £100, whichever is the higher value. The Customer must pay the administration fee within 30 days of the Customer being notified by the Company that the claim has been rejected.

12. Exclusion Of Liability

- i. The Company's guarantee is provided by the Company and accepted by the Customer in substitution for all express or implied representations conditions and warranties statutory or otherwise as to (a) the stated quality satisfactory nature fitness for purpose durability or performance of the goods and (b) the standard of the Company's workmanship and the stated quality satisfactory nature fitness durability or performance of any materials used in connection therewith and all such representations conditions and warranties are hereby expressly excluded.
- ii. Except for any liability which it may incur for death or personal injury resulting from negligence the Company shall not be liable in any manner whatsoever whether in contract, in tort, in misrepresentation or otherwise for any consequential or other loss damage or injury however caused which may arise out of or in connection with the supply of goods to or the execution of any work for the Customer (including goods supplied and work executed under the said guarantee).

13. Lien

The Company shall have a general lien in respect of all sums due from the Customer upon all goods to be supplied to such Customer or upon which work has been done on the Customer's behalf and, upon 14 days written notice to the Customer, may sell such goods and apply the proceeds towards the satisfaction of the sums due to the Company.

14. Force Majeure

If the performance of the contract by the Company shall be delayed by any circumstances or conditions beyond the control of the Company the Company shall have the right at its option (a) to suspend further performance of the contract until such time as the cause of the delay shall no longer be present or (b) to be discharged from further performance of and liability under the contract and if the Company exercises such right the Customer shall thereupon pay the contract price less a reasonable allowance for what has not been performed by the Company and the Company shall not be liable for any loss other than the price already paid for any goods not supplied less the Company's expenses.

15. Waiver

No waiver by either party in respect of any breach by the other shall operate as a waiver in respect of any subsequent breach.

16. Severance

If any condition herein shall be deemed void for any reason whatsoever but would be valid if part of the wording thereof were deleted any such condition shall apply with such modifications as may be necessary to make it valid and effective.

17. Legal Construction

This contract shall be constructed in accordance with English Law and shall be subject to the jurisdiction of the English Courts.

18. Clause Headings

The clause headings shall not affect the interpretation of these conditions.

19. The Third-Party Rights

Except as expressly provided elsewhere in these Conditions, nothing in these Conditions shall confer on any third party any benefit or the right to enforce any term of this Agreement.

20. Assignment

The Company may at any time assign, transfer, charge, sub-contract or deal in any other manner with all or any of its rights or obligations under a contract incorporating these Conditions.

21. Data Protection

- i. The Company will use the personal information the Customer provides to:
 - a. Provide the Goods and/or Services;
 - b. Process payment for such Goods and/or Services; and
 - c. Inform the Customer about similar products or services that the Company provides, but the Customer may stop receiving these at any time by contacting the Company.
- ii. The Customer agrees that the Company may pass the Customer's personal information to credit reference and fraud prevention agencies and that they may keep a record of any search that they do.
- iii. The Company will not give the Customer's personal data to any other third party.



Copyright © 2022
All rights reserved in this catalogue can not be replicated
or used without Tudor Door Company consent.

member of KNT Group